



Single Use or Concurrent use license: what is the difference?

You need a license key to be able to use ArcGIS for Desktop; the so-called authorization code. There are two types of authorization codes: single use and concurrent use.

Single Use licenses

A single Use license is an authorization code that can be activated on just one computer; the user's computer. This code is an alphanumeric string like ESU123456789.





These steps have to be followed:

-  Install ArcGIS for Desktop on the user's computer
-  Authorize the software via the ArcGIS Administrator

Concurrent Use licenses

In case several users on different computers can use the software at the same time, and the licenses are managed by one central license manager, please consult the procedure for Concurrent Use licenses. The authorization code sent to you by e-mail is an alphanumeric string like EFL123456789.

These steps have to be followed:

-  Install ArcGIS for Desktop on the user's computer
-  Install the License Manager on the license server
-  Authorize the software on the license server via the ArcGIS License Server Administrator
-  Define the License Manager on the user's computer via the ArcGIS Administrator